




**SEML LECTURE EQUITY MANAGEMENT FUND**  
Statement of Financial Position (Un-Audited)  
As at December 31, 2021


Particulars	Notes	Amount in Taka	
		31-Dec-21	30-Jun-21
<b>ASSETS</b>			
Investment at Fair Value	1.00	283,350,702	276,638,852
Dividend Receivable	2.00	3,584,014	545,970
Interest Receivables	3.00	6,693,327	2,630,002
Advance, Deposit & Prepayments	4.00	1,069,212	1,443,312
Receivable from Brokerage	5.00	993,403	34,363
Preliminary & Issue Expenses	6.00	6,080,260	6,843,256
Cash & Cash Equivalents	7.00	250,674,499	310,093,678
		<b>552,445,418</b>	<b>598,229,433</b>
<b>LIABILITIES</b>			
Liabilities for Expenses	8.00	6,461,556	6,091,823
Unclaimed Dividend		747,819	349,299
		<b>7,209,374</b>	<b>6,441,121</b>
<b>Net Assets</b>		<b>545,236,044</b>	<b>591,788,311</b>
<b>OWNERS' EQUITY</b>			
Capital Fund		500,000,000	500,000,000
Unrealized Gain		-	-
Retained Earnings	10.00	45,236,044	91,788,311
		<b>545,236,044</b>	<b>591,788,311</b>
<b>Net Assets Value (NAV)</b>			
At Fair Value		545,236,044	591,788,311
At Cost		573,522,872	627,398,295
<b>Net Assets Value (NAV) per unit</b>			
At Fair Value	11.00	10.90	11.84
At Cost		11.47	12.55

For and on behalf of SEML Lecture Equity Management Fund

  
Member, Trustee  
Bangladesh General Insurance Co. Ltd

  
Member, Trustee  
Bangladesh General Insurance Co. Ltd

  
Managing Director & CEO  
Asset Manager  
Strategic Equity Management Ltd

  
Chief Operating Officer  
Asset Manager  
Strategic Equity Management Ltd


Date: 31 January 2022  
Dhaka, Bangladesh




**SEML LECTURE EQUITY MANAGEMENT FUND**  
Statement of Profit or Loss and other Comprehensive Income (Un-Audited)  
For the period from July 01,2021 to December 31,2021

Particulars	Notes	Amount in Taka			
		July 01,2021 to Dec 31,2021	July 01,2020 to Dec 31,2020	Oct 01,2021 to Dec 31,2021	Oct 01,2020 to Dec 31,2020
<b>INCOME</b>					
Financial Income	12.00	9,283,836	7,909,858	4,578,925	4,081,189
Net Income on Sale of Securities		13,025,765	8,887,127	4,274,046	3,587,769
Dividend Income		5,990,799	5,688,582	3,903,734	3,166,172
		<b>28,300,400</b>	<b>22,485,567</b>	<b>12,756,705</b>	<b>10,835,130</b>
<b>EXPENSES</b>					
Management Fee	13.00	4,901,120	4,493,300	2,389,212	2,290,888
Amortization of Preliminary & Issue Expense		762,996	762,996	381,498	381,498
Annual Listing Fee	14.00	252,055	252,055	126,027	126,027
CDBL Annual Fees		53,436	53,290	26,718	26,645
Audit Fee		20,000	20,000	20,000	20,000
Trustee Fee	15.00	295,270	223,507	147,635	111,753
BSEC Annual Fee	16.00	297,697	225,344	148,848	112,672
Custodian Fee	17.00	245,556	94,507	120,589	46,744
CDBL Charges	18.00	15,527	8,128	12,543	3,208
Bank Charges		104,351	62,430	102,336	62,310
Printing and Publication Expense		74,900	55,000	65,000	55,000
IPO Application Fees -DSE		18,000	27,000	15,000	19,000
Other Expenses	19.00	105,780	-	105,330	-
		<b>7,146,687</b>	<b>6,277,557</b>	<b>3,660,737</b>	<b>3,255,746</b>
<b>Profit for the period</b>		<b>21,153,713</b>	<b>16,208,010</b>	<b>9,095,968</b>	<b>7,579,384</b>
(Provision)/Write Back Against Investments	20.00	7,323,155	68,881,815	(28,286,829)	22,917,848
<b>Net Profit for the period</b>		<b>28,476,868</b>	<b>85,089,825</b>	<b>(19,190,860)</b>	<b>30,497,232</b>
<b>Earning Per Unit (EPU)</b>	21.00	<b>0.57</b>	<b>1.70</b>	<b>(0.38)</b>	<b>0.61</b>

For and on behalf of SEML Lecture Equity Management Fund

  
Member, Trustee  
Bangladesh General Insurance Co. Ltd

  
Member, Trustee  
Bangladesh General Insurance Co. Ltd

  
Managing Director & CEO  
Asset Manager  
Strategic Equity Management Ltd

  
Chief Operating Officer  
Asset Manager  
Strategic Equity Management Ltd

Date: 31 January 2022  
Dhaka, Bangladesh



**SEML LECTURE EQUITY MANAGEMENT FUND**

Statement of Changes in Equity (Un-Audited)

For the period ended on December 31,2021

Particulars	Amount in Taka			
	Capital Fund	Unrealized Gain	Retained Earnings	Total Equity
Balance at July 01,2021	500,000,000	-	91,788,311	591,788,311
Net Profit / (Loss) during the period	-	-	28,476,868	28,476,868
Unrealized Gain	-	-	-	-
Dividend Paid	-	-	(75,000,000)	(75,000,000)
Interest Income from Dividend's Bank A/c (Adjusted)	-	-	(29,136)	(29,136)
<b>Balance as at December 31,2021</b>	<b>500,000,000</b>	<b>-</b>	<b>45,236,044</b>	<b>545,236,044</b>


**SEML LECTURE EQUITY MANAGEMENT FUND**

Statement of Changes in Equity (Un-Audited)

For the period ended on December 31,2020

Particulars	Amount in Taka			
	Capital Fund	Unrealized Gain	Retained Earnings	Total Equity
Balance at July 01,2020	500,000,000	-	(50,034,249)	449,965,751
Net Profit / (Loss) during the period	-	-	85,089,825	85,089,825
Unrealized Gain	-	-	-	-
Dividend Paid	-	-	-	-
<b>Balance as at December 31,2020</b>	<b>500,000,000</b>	<b>-</b>	<b>35,055,576</b>	<b>535,055,576</b>

*For and on behalf of SEML Lecture Equity Management Fund*




**Member, Trustee**  
Bangladesh General Insurance Co. Ltd

**Member, Trustee**  
Bangladesh General Insurance Co. Ltd

Date: 31 January 2022  
Dhaka, Bangladesh



**Managing Director & CEO**  
Asset Manager  
Strategic Equity Management Ltd



**Chief Operating Officer**  
Asset Manager  
Strategic Equity Management Ltd




SEML LECTURE EQUITY MANAGEMENT FUND

Statement of Cash Flows (Un-Audited)


For the period from July 01,2021 to December 31,2021


Particulars	Amount in Taka	
	July 01, 2021 to Dec 31, 2021	July 01, 2020 to Dec 31, 2020
<b>A. Cash Flows From Operating Activities</b>		
Financial Income	5,220,511	3,383,390
Income From Dividend	2,952,755	4,582,593
Income on Sale of Securities	13,025,765	8,887,127
Change in Advances, Deposits & Prepayments	374,099	235,088
Receivable From Brokerages	(959,040)	(1,542,603)
Operating Expenses	(6,013,959)	(5,697,721)
<b>Net Cash from/(used in) Operating Activities</b>	<b>14,600,131</b>	<b>9,847,873</b>
<b>B. Cash Flows From Investing Activities</b>		
Net Investment	611,305	7,816,186
<b>Net Cash from/(used in) Investing Activities</b>	<b>611,305</b>	<b>7,816,186</b>
<b>C. Cash Flows From Financing Activities</b>		
Capital Fund	-	-
Dividend paid	(74,601,480)	-
Interest Income from Dividend's Bank A/c (Adjusted)	(29,136)	-
<b>Net Cash from/(used in) Financing Activities</b>	<b>(74,630,616)</b>	<b>-</b>
<b>Net Cash Flows (A+B+C)</b>	<b>(59,419,180)</b>	<b>17,664,059</b>
Cash & Cash Equivalents at Beginnig of The Period	310,093,678	199,159,562
<b>Cash &amp; Cash Equivalents at End of The Period</b>	<b>250,674,499</b>	<b>216,823,621</b>
<b>Net Operating Cash Flow Per Unit (NOCFPU)</b>	<b>0.29</b>	<b>0.20</b>

For and on behalf of SEML Lecture Equity Management Fund

  
Member, Trustee  
Bangladesh General Insurance Co. Ltd

  
Managing Director & CEO  
Asset Manager  
Strategic Equity Management Ltd

  
Member, Trustee  
Bangladesh General Insurance Co. Ltd

  
Chief Operating Officer  
Asset Manager  
Strategic Equity Management Ltd

Date: 31 January 2022  
Dhaka, Bangladesh

