


**SEML LECTURE EQUITY MANAGEMENT FUND**

Statement of Financial Position (Un-Audited)

As at December 31, 2024

Particulars	Notes	Amount in Taka	
		31-Dec-24	30-Jun-24
<b>ASSETS</b>			
Investment at Fair Value	1.00	294,227,876	289,959,599
Investment in Treasury Bill		13,396,830	13,396,830
Dividend Receivable	2.00	5,408,045	1,761,158
Interest Receivables	3.00	1,436,465	3,932,943
Advance, Deposit & Prepayments	4.00	2,764,885	2,606,388
Receivable from Brokerage	5.00	76,958	3,368,306
Preliminary & Issue Expenses	6.00	1,535,460	2,298,455
Cash & Cash Equivalents	7.00	169,775,808	154,961,974
		<b>488,622,326</b>	<b>472,285,653</b>
<b>LIABILITIES</b>			
Liabilities for Expenses	8.00	5,412,550	5,465,123
Unclaimed Dividend	9.00	715,035	721,560
		<b>6,127,585</b>	<b>6,186,683</b>
<b>Net Assets</b>		<b>482,494,742</b>	<b>466,098,970</b>
<b>OWNERS' EQUITY</b>			
Capital Fund	10.00	500,000,000	500,000,000
Unrealized Gain		-	-
Retained Earnings	11.00	(17,505,258)	(33,901,030)
		<b>482,494,742</b>	<b>466,098,970</b>
<b>Net Assets Value (NAV) per unit</b>	12.00		
At Fair Value		9.65	9.32
At Cost		11.47	11.20

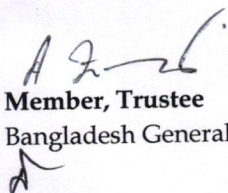
*For and on behalf of SEML Lecture Equity Management Fund*



**Member, Trustee**  
Bangladesh General Insurance Co. Ltd



**Managing Director & CEO**  
Asset Manager  
Strategic Equity Management Ltd



**Member, Trustee**  
Bangladesh General Insurance Co. Ltd



**Chief Operating Officer**  
Asset Manager  
Strategic Equity Management Ltd

Date : 30 January 2025  
Dhaka, Bangladesh






**SEML LECTURE EQUITY MANAGEMENT FUND**  
Statement of Profit or Loss and other Comprehensive Income (Un-Audited)  
For the period from July 01,2024 to December 31,2024

Particulars	Notes	Amount in Taka			
		July 01,2024 to Dec 31,2024	July 01,2023 to Dec 31,2023	Octo 01,2024 to Dec 30,2024	Octo 01,2023 to Dec 30,2023
<b>INCOME</b>					
Financial Income	13.00	5,959,568	7,259,132	2,094,836	3,340,765
Net Income on Sale of Securities		1,000,496	-	-	-
Dividend Income		12,906,569	5,852,786	7,164,565	5,068,502
		<b>19,866,634</b>	<b>13,111,918</b>	<b>9,259,401</b>	<b>8,409,267</b>
<b>EXPENSES</b>					
Management Fee	14.00	4,430,252	4,603,360	2,209,338	2,273,320
Amortization of Preliminary & Issue Expense		762,996	762,996	381,498	381,498
Annual Listing Fee	15.00	252,055	252,055	126,027	126,027
CDBL Annual Fees		53,290	53,145	26,645	26,718
Audit Fee		28,750	28,750	14,375	14,375
Trustee Fee	16.00	230,917	302,233	115,458	151,116
BSEC Annual Fee	17.00	232,815	264,247	116,407	132,124
Custodian Fee	18.00	106,352	126,307	39,411	63,834
CDBL Charges	19.00	1,477	-	1,086	-
Bank Charges		177,783	142,620	127,583	89,055
Printing and Publication Expense		70,250	70,250	70,250	70,250
IPO Application Fees -DSE		-	11,000	-	11,000
Dividend Data Processing Fee		-	99,750	-	99,750
Other Expenses	20.00	450	450	-	-
		<b>6,347,385</b>	<b>6,717,163</b>	<b>3,228,078</b>	<b>3,439,067</b>
<b>Profit before provision for the period</b>		<b>13,519,249</b>	<b>6,394,754</b>	<b>6,031,323</b>	<b>4,970,200</b>
(Provision)/ Write Back Against Investments	21.00	2,876,522	(2,111,865)	(24,769,544)	(1,588,405)
<b>Net Profit for the period</b>		<b>16,395,772</b>	<b>4,282,889</b>	<b>(18,738,221)</b>	<b>3,381,795</b>
<b>Earning Per Unit (EPU)</b>	22.00	<b>0.33</b>	<b>0.09</b>	<b>(0.37)</b>	<b>0.07</b>


For and on behalf of SEML Lecture Equity Management Fund




Member, Trustee  
Bangladesh General Insurance Co. Ltd



Managing Director & CEO  
Asset Manager  
Strategic Equity Management Ltd



Member, Trustee  
Bangladesh General Insurance Co. Ltd



Chief Operating Officer  
Asset Manager  
Strategic Equity Management Ltd

Date : 30 January 2025  
Dhaka, Bangladesh





SEML LECTURE EQUITY MANAGEMENT FUND

Statement of Changes in Equity (Un-Audited)

For the period from July 01,2024 to December 31,2024

Particulars	Amount in Taka			
	Capital Fund	Unrealized Gain	Retained Earnings	Total Equity
Balance at July 01,2024	500,000,000	-	(33,901,030)	466,098,970
Net Profit / (Loss) during the period	-	-	16,395,772	16,395,772
Unrealized Gain	-	-	-	-
Dividend (Cash)	-	-	-	-
Balance as at December 31,2024	500,000,000	-	(17,505,258)	482,494,742

SEML LECTURE EQUITY MANAGEMENT FUND

Statement of Changes in Equity (Un-Audited)

For the period from July 01,2023 to December 31,2023

Particulars	Amount in Taka			
	Capital Fund	Unrealized Gain	Retained Earnings	Total Equity
Balance at July 01,2023	500,000,000	-	26,044,478	526,044,478
Net Profit / (Loss) during the period	-	-	4,282,889	4,282,889
Unrealized Gain	-	-	-	-
Dividend (Cash)	-	-	(25,000,000)	(25,000,000)
Balance as at December 31,2023	500,000,000	-	5,327,367	505,327,367

For and on behalf of SEML Lecture Equity Management Fund

Member, Trustee  
Bangladesh General Insurance Co. Ltd

Member, Trustee  
Bangladesh General Insurance Co. Ltd

Date : 30 January 2025  
Dhaka, Bangladesh

Managing Director & CEO  
Asset Manager  
Strategic Equity Management Ltd

Chief Operating Officer  
Asset Manager  
Strategic Equity Management Ltd






**SEML LECTURE EQUITY MANAGEMENT FUND**


Statement of Cash Flows (Un-Audited)


For the period from July 01,2024 to December 31,2024


Particulars	Amount in Taka	
	July 01,2024 to Dec 31,2024	July 01,2023 to Dec 31,2023
<b>A. Cash Flows From Operating Activities</b>		
Financial Income	8,456,046	8,563,004
Income From Dividend	9,259,682	2,734,964
Income on Sale of Securities	1,000,496	-
Change in Advances, Deposits & Prepayments	(158,497)	172,931
Receivable From Brokerages	3,291,348	-
Operating Expenses	(5,636,962)	(5,908,907)
<b>Net Cash from/(used in) Operating Activities</b>	<b>16,212,113</b>	<b>5,561,992</b>
<b>B. Cash Flows From Investing Activities</b>		
Net Investment	(1,391,755)	(39,054,970)
Investment in Treasury Bill	-	-
<b>Net Cash from/(used in) Investing Activities</b>	<b>(1,391,755)</b>	<b>(39,054,970)</b>
<b>C. Cash Flows From Financing Activities</b>		
Capital Fund	-	-
Dividend (Cash)	(6,525)	(24,708,392)
<b>Net Cash from/(used in) Financing Activities</b>	<b>(6,525)</b>	<b>(24,708,392)</b>
<b>Net Cash Flows (A+B+C)</b>	<b>14,813,834</b>	<b>(58,201,369)</b>
Cash & Cash Equivalents at Beginning of The period	154,961,974	207,119,060
<b>Cash &amp; Cash Equivalents at End of The period</b>	<b>169,775,808</b>	<b>148,917,691</b>
<b>Net Operating Cash Flow Per Unit (NOCFPU)</b>	<b>0.32</b>	<b>0.11</b>

*For and on behalf of SEML Lecture Equity Management Fund*

  
**Member, Trustee**  
 Bangladesh General Insurance Co. Ltd

  
**Managing Director & CEO**  
 Asset Manager  
 Strategic Equity Management Ltd

  
**Member, Trustee**  
 Bangladesh General Insurance Co. Ltd

  
**Chief Operating Officer**  
 Asset Manager  
 Strategic Equity Management Ltd

Date : 30 January 2025  
 Dhaka, Bangladesh





SEML LECTURE EQUITY MANAGEMENT FUND

Notes to Financial statements

Notes:	Particulars	Amount in Taka	
		31-Dec-24	30-Jun-24
<b>1.00 Investment at Fair Value</b>			
	<i>This is made of as follows:</i>		
	<b>Particulars</b>		
	Investment in Listed shares	269,692,612	269,769,593
	Investment in Mutual funds	7,663,494	7,900,000
	Investment in Unit Fund	16,871,770	12,290,006
	Investment in IPO Shares	-	-
		<u>294,227,876</u>	<u>289,959,599</u>

(A schedule showing details of above is shown in Annexure-A)

**2.00 Dividend Receivable**

*This is made of as follows:*

**Particulars**

Opening Receivable	1,761,158	1,515,791
Add: Income during the period	12,906,569	11,025,849
Less: Received during the period	(9,259,682)	(10,780,483)
<b>Closing balance</b>	<u>5,408,045</u>	<u>1,761,158</u>

**This consists of follows:**

RENATA	247,839	-
MJLBD	820,300	-
OLYMPIC	57,452	-
UPGDCL	45,000	-
ACMELAB	451,500	-
SQURPHARMA	2,352,834	-
BXPHERMA	80,000	-
BESTHLDNG	148,565	-
JAMUNAOIL	417,450	-
GIB	787,106	787,106
MARICO	-	158,300
BATASHOE	-	134,442
IBBLPBOND	-	681,310
	<u>5,408,045</u>	<u>1,761,158</u>

**3.00 Interest Receivables**

*This is made of as follows:*

**Particulars**

Interest from Bank Accounts (Note: 3.01)	595,218	595,218
Interest Income from FDR A/C (Note: 3.02)	0	2,128,675
Interest Income from Treasury Bill (Note: 3.03)	841,248	30,831
Interest Income from-BANKASIIPB	-	1,178,219
<b>Closing Balance</b>	<u>1,436,465</u>	<u>3,932,943</u>

**3.01 Interest from Bank Accounts**

*This is made of as follows:*

**Particulars**

Opening Receivable	595,218	238,712
Interest income during the period	1,720,684	1,841,344
Less: Interest received during the period	(1,720,684)	(1,484,839)
<b>Closing Balance</b>	<u>595,218</u>	<u>595,218</u>





SEML LECTURE EQUITY MANAGEMENT FUND  
Notes to Financial statements

Notes:	Particulars	Amount in Taka	
		31-Dec-24	30-Jun-24
<b>3.02 Interest Income from FDR A/C:</b>			
	<i>This is made of as follows:</i>		
	<b>Particulars</b>		
	Opening receivable	2,128,675	3,591,555
	Add: Interest income during the period	<b>3,428,467</b>	<b>12,087,225</b>
	Less: Interest received during the period	(5,557,142)	(13,550,105)
	<b>Closing Balance</b>	<b>0</b>	<b>2,128,675</b>
<b>3.03 Interest Income from Treasury Bill:</b>			
	<i>This is made of as follows:</i>		
	<b>Particulars</b>		
	Opening receivable	30,831	-
	Add: Interest income during the period	<b>810,416</b>	<b>30,831</b>
	Less: Interest received during the period	-	-
	<b>Closing Balance</b>	<b>841,248</b>	<b>30,831</b>
<b>4.00 Advance, Deposit &amp; Prepayments</b>			
	<i>This is made of as follows:</i>		
	<b>Particulars</b>		
	Advance Income Tax	1,790,137	1,104,238
	Advance Trustee Fee	241,674	230,917
	Deposit to Central Depository Bangladesh Limited (CDBL)	500,000	500,000
	Prepayment to DSE & CSE as Listing Fee	-	252,055
	Prepayment to BSEC as Annual Fee	229,019	461,834
	Prepayment to CDBL as Annual Fee (Note: 4.01)	4,055	57,344
		<b>2,764,885</b>	<b>2,606,388</b>
<b>4.01 Advance to CDBL as Annual Fee</b>			
	<i>This is made of as follows:</i>		
	<b>Particulars</b>		
	Opening Balance	57,344	57,501
	Addition during the period	-	106,000
		<b>57,344</b>	<b>163,501</b>
	Amortised during the period	(53,290)	(106,157)
		<b>4,055</b>	<b>57,344</b>
<b>5.00 Receivable from Brokerage</b>			
	<i>This is made of as follows:</i>		
	<b>Particulars</b>		
	Balance with Padma Bank Securities Ltd	14,180	3,245,061
	Balance with Dynasty Securities Ltd	40,883	101,350
	Balance with United Financial Trading Co.Ltd	21,894	21,894
		<b>76,958</b>	<b>3,368,306</b>
<b>6.00 Preliminary and issue expenses</b>			
	<i>This is made of as follows:</i>		
	<b>Particulars</b>		
	Opening Balance	2,298,455	3,816,153
	Less: Interest income from escrow accounts	-	-
		<b>2,298,455</b>	<b>3,816,153</b>
	Less: Amortised during the period	(762,996)	(1,517,698)
		<b>1,535,460</b>	<b>2,298,455</b>





SEML LECTURE EQUITY MANAGEMENT FUND

Notes to Financial statements

Notes:	Particulars	Amount in Taka	
		31-Dec-24	30-Jun-24
7.00	<b>Cash &amp; Cash Equivalents</b>		
	<i>This is made of as follows:</i>		
	<b>Cash at Bank</b>		
	<b>Operational Accounts</b>		
	The Premier Bank PLC -Operational A/C -010413600000014	167,014,839	47,704,086
		<b>167,014,839</b>	<b>47,704,086</b>
	The Southeast Bank PLC- SND A/C-001013100001710	<b>1,613,460</b>	<b>1,615,863</b>
	<b>Dividend Accounts</b>		
	The Premier Bank PLC - Dividend A/C- 010413100003065	339,584	342,068
	The Premier Bank PLC - Dividend A/C-010413100003028	296,537	292,994
	The Premier Bank PLC - Dividend A/C- 010413100003006	511,389	505,106
	The Premier Bank PLC- Dividend A/C- 010413100002981	-	-
	The Premier Bank PLC - Dividend A/C- 010413100002952	-	-
	The Premier Bank PLC- Dividend A/C- 010413100002927	-	-
	The Premier Bank PLC -Dividend A/C - 010413100002899	-	-
		<b>1,147,509</b>	<b>1,140,168</b>
	<b>FDR Accounts:</b>		
	FDR At Eastern Bank PLC, A/C-1165610479924	-	11,686,720
	FDR At The Premier Bank PLC A/C-010425500000385	-	41,183,261
	FDR At SFIL Finance PLC, A/C-1150230095	-	51,631,875
		-	<b>104,501,857</b>
		<b>169,775,808</b>	<b>154,961,974</b>
8.00	<b>Liabilities for Expenses</b>		
	<i>This is made of as follows:</i>		
	<b>Particulars</b>		
	Management Fee	4,430,252	4,349,930
	Provision for Custodian Fee	89,140	105,630
	Provision for Printing and Publication Expense	18,156	105,406
	Audit Fee	28,750	57,500
	CDBL Charge	-	404
	Others Payable- 08.01	846,252	846,252
	<b>Total</b>	<b>5,412,550</b>	<b>5,465,123</b>
8.01	<b>Others Payable</b>		
	Tax Payable	-	-
	VAT Payable	846,252	846,252
		<b>846,252</b>	<b>846,252</b>

